


**Series L2**  
**ON/OFF switches (bodies)**




**Panel mounting**



Rated current AC-21A (A)	Switching angle	1 pole 1 switch bank	2 poles 1 switch bank	3 poles 2 switch banks	4 poles 2 switch banks	5 poles 3 switch banks	6 poles 3 switch banks
12		LE2-12-1751	LE2-12-1752	LE2-12-1753	LE2-12-1754		
16		LE2-16-1751	LE2-16-1752	LE2-16-1753	LE2-16-1754	LE2-16-1755	LE2-16-1756
20		LE2-20-1751	LE2-20-1752	LE2-20-1753	LE2-20-1754		
25		LE2-25-1751	LE2-25-1752	LE2-25-1753	LE2-25-1754	LE2-25-1755	LE2-25-1756
12		LE2-12-1781	LE2-12-1782	LE2-12-1783	LE2-12-1784		
16		LE2-16-1781	LE2-16-1782	LE2-16-1783	LE2-16-1784		
20		LE2-20-1781	LE2-20-1782	LE2-20-1783	LE2-20-1784		
25		LE2-25-1781	LE2-25-1782	LE2-25-1783	LE2-25-1784		
16		LE2-16-9751					
25		LE2-25-9751					
16		LE2-16-9251					
25		LE2-25-9251					

**Base mounting - doorlock device**



Rated current AC-21A (A)	Switching angle	1 pole 1 switch bank	2 poles 1 switch bank	3 poles 2 switch banks	4 poles 2 switch banks	5 poles 3 switch banks	6 poles 3 switch banks
12		LA2-12-1751	LA2-12-1752	LA2-12-1753	LA2-12-1754		
16		LA2-16-1751	LA2-16-1752	LA2-16-1753	LA2-16-1754	LA2-16-1755	LA2-16-1756
20		LA2-20-1751	LA2-20-1752	LA2-20-1753	LA2-20-1754		
25		LA2-25-1751	LA2-25-1752	LA2-25-1753	LA2-25-1754	LA2-25-1755	LA2-25-1756
12		LA2-12-1781	LA2-12-1782	LA2-12-1783	LA2-12-1784		
16		LA2-16-1781	LA2-16-1782	LA2-16-1783	LA2-16-1784		
20		LA2-20-1781	LA2-20-1782	LA2-20-1783	LA2-20-1784		
25		LA2-25-1781	LA2-25-1782	LA2-25-1783	LA2-25-1784		

**Series L2**  
**ON/OFF switches (actuators)**



Actuators	Dimensions mm x mm							
-----------	-----------------------	--	--	--	--	--	--	--

Screw fixing								
	48	LFS2-A-4-175	LFS2-A-4-175I	LFS2-A-4-178	LFS2-A-4-178I	LFS2-A-4-975	LFS2-A-4-925	LFS2-A-4-001
	64	LFS2-A-6-175	LFS2-A-6-175I	LFS2-A-6-178	LFS2-A-6-178I	LFS2-A-6-975	LFS2-A-6-925	LFS2-A-6-001
	48	LFS2-E-4-175	LFS2-E-4-175I	LFS2-E-4-178	LFS2-E-4-178I			
	64	LFS2-E-6-175	LFS2-E-6-175I	LFS2-E-6-178	LFS2-E-6-178I			
	67	LFS2-G-6-175 <sup>①</sup>	LFS2-G-6-175 <sup>①</sup>	LFS2-G-6-178 <sup>①</sup>	LFS2-G-6-178 <sup>①</sup>			
	48	LFS2-I-4-175	LFS2-I-4-175I	LFS2-I-4-178	LFS2-I-4-178I			
	64	LFS2-I-6-175	LFS2-I-6-175I	LFS2-I-6-178	LFS2-I-6-178I			
	48	LFS2-L-4-175	LFS2-L-4-175I	LFS2-L-4-178	LFS2-L-4-178I			
	64	LFS2-L-6-175	LFS2-L-6-175I	LFS2-L-6-178	LFS2-L-6-178I			
	67	LFS2-N-6-175 <sup>①</sup>	LFS2-N-6-175 <sup>①</sup>	LFS2-N-6-178 <sup>①</sup>	LFS2-N-6-178 <sup>①</sup>			
	45x54	LFS2-P-4-175	LFS2-P-4-175I	LFS2-P-4-178	LFS2-P-4-178I			LFS2-P-4-001
	IP40							
	48x62	LFS2-S-4-175	LFS2-S-4-175I					LFS2-S-4-001
	64x78	LFS2-S-6-175	LFS2-S-6-175I					LFS2-S-6-001

① For base mounting bodies

**Central hole fixing Ø 22mm (for panel mounting bodies)**

	48	LFC2-A-4-175	LFC2-A-4-175I	LFC2-A-4-178	LFC2-A-4-178I	LFC2-A-4-975	LFC2-A-4-925	LFC2-A-4-001
	Ø 30							LFC2-B-001
	48	LFC2-CD-4-175 <sup>⊖</sup>	LFC2-CD-4-175I <sup>⊖</sup>	LFC2-CC-4-178 <sup>⊕</sup>	LFC2-CC-4-178I <sup>⊕</sup>			LFC2-CK-4-001 <sup>✱</sup>
		LFC2-CG-4-175	LFC2-CG-4-175I <sup>⊕</sup>					
	48							LFC2-DC-001 <sup>⊕</sup>
	Ø 30							LFC2-DD-001 <sup>⊕</sup>
								LFC2-DG-001 <sup>⊕</sup>
	48	LFC2-E-4-175	LFC2-E-4-175I					
	67	LFC2-G-6-175 <sup>①</sup>	LFC2-G-6-175 <sup>①</sup>					
	48	LFC2-I-4-175	LFC2-I-4-175I	LFC2-I-4-178	LFC2-I-4-178I			
	48	LFC2-L-4-175	LFC2-L-4-175I					
	67	LFC2-N-6-175 <sup>①</sup>	LFC2-N-6-175 <sup>①</sup>					


① With both inscriptions 0-1 and OFF-ON

② Neutral leg. plate supply separately as "LL2..." see pag. 41 (legend plates)

**Series L2**  
Changeover switches (bodies)




**Panel mounting**



Rated current AC-21A (A)	Switching angle	1 pole 1 switch bank	2 poles 2 switch banks	3 poles 3 switch banks	4 poles 4 switch banks
12	45°	LE2-12-3251	LE2-12-3252	LE2-12-3253	LE2-12-3254
16		LE2-16-3251	LE2-16-3252	LE2-16-3253	LE2-16-3254
12	45°	LE2-12-3261	LE2-12-3262	LE2-12-3263	
16		LE2-16-3261	LE2-16-3262	LE2-16-3263	
20	45°	LE2-20-3251	LE2-20-3252	LE2-20-3253	LE2-20-3254
25		LE2-25-3251	LE2-25-3252	LE2-25-3253	LE2-25-3254
20	45°	LE2-20-3261	LE2-20-3262	LE2-20-3263	
25		LE2-25-3261	LE2-25-3262	LE2-25-3263	

**Base mounting - doorlock device**



Rated current AC-21A (A)	Switching angle	1 pole 1 switch bank	2 poles 2 switch banks	3 poles 3 switch banks	4 poles 4 switch banks
12	45°	LA2-12-3251	LA2-12-3252	LA2-12-3253	LA2-12-3254
16		LA2-16-3251	LA2-16-3252	LA2-16-3253	LA2-16-3254
20		LA2-20-3251	LA2-20-3252	LA2-20-3253	LA2-20-3254
25		LA2-25-3251	LA2-25-3252	LA2-25-3253	LA2-25-3254

**Series L2**  
Changeover switches (actuators)



Actuators	Dimensions mm x mm			without legend plate <sup>②</sup>
-----------	--------------------	--	--	-----------------------------------


Screw fixing				
	48	LFS2-A-4-325	LFS2-A-4-325R	LFS2-A-4-001
	64	LFS2-A-6-325	LFS2-A-6-325R	LFS2-A-6-001
	45x54	LFS2-P-4-325	LFS2-P-4-325R	LFS2-P-4-001
	48x62	LFS2-S-4-325		LFS2-S-4-001
	64x78	LFS2-S-6-325		LFS2-S-6-001

**Central hole fixing Ø 22mm**

	48	LFC2-A-4-325	LFC2-A-4-325R	LFC2-A-4-001
	Ø 30			LFC2-B-001
	48	LFC2-CC-4-325	LFC2-CC-4-325R	
		LFC2-CK-4-325	LFC2-CK-4-325R	
	Ø 30			LFC2-DC-001
				LFC2-DK-001

② Neutral leg. plate supply separately as "LL2..." see pag. 41 (legend plates)


Panel mounting



Rated current AC-21A (A)	Rated power AC-23A (kW)	REVERSING SWITCHES				DAHLANDER S.
		3 poles 45° 3 switch banks	3 poles 45° 3 switch banks	2 poles with aux. phase 45° 3 switch banks	2 poles with capacitor 45° 3 switch banks	3 poles 45° 4 switch banks
12	4	LE2-12-7303	LE2-12-7313	LE2-12-7342	LE2-12-7352	LE2-12-7293
16	5,5	LE2-16-7303	LE2-16-7313	LE2-16-7342	LE2-16-7352	LE2-16-7293
20	7,5	LE2-20-7303	LE2-20-7313	LE2-20-7342	LE2-20-7352	LE2-20-7293
25	11	LE2-25-7303	LE2-25-7313	LE2-25-7342	LE2-25-7352	LE2-25-7293

Rated current AC-21A (A)	Rated power AC-23A (kW)	Y Δ SWITCHES		Y Δ REVERSING SWITCH	STARTER
		3 poles 45°/90° 4 switch banks	3 poles 60° 4 switch banks	3 poles with inversion 45°/90° 5 switch banks	2 poles with aux. phase 45° 2 switch banks
12	4	LE2-12-7323	LE2-12-7553	LE2-12-7283	LE2-12-7332
16	5,5	LE2-16-7323	LE2-16-7553	LE2-16-7283	LE2-16-7332
20	7,5	LE2-20-7323	LE2-20-7553	LE2-20-7283	LE2-20-7332
25	11	LE2-25-7323	LE2-25-7553	LE2-25-7283	LE2-25-7332

Base mounting - doorlock device



Rated current AC-21A (A)	Rated power AC-23A (kW)	REVERSING SWITCHES		DAHLANDER SWITCH
		3 poles 45° 3 switch banks	3 poles 45° 3 switch banks	3 poles 45° 4 switch banks
12	4	LA2-12-7303	LA2-12-7313	LA2-12-7293
16	5,5	LA2-16-7303	LA2-16-7313	LA2-16-7293
20	7,5	LA2-20-7303	LA2-20-7313	LA2-20-7293
25	11	LA2-25-7303	LA2-25-7313	LA2-25-7293


Rated current AC-21A (A)	Rated power AC-23A (kW)	Y Δ SWITCHES	
		3 poles 45°/90° 4 switch banks	3 poles 60° 4 switch banks
12	4	LA2-12-7323	LA2-12-7553
16	5,5	LA2-16-7323	LA2-16-7553
20	7,5	LA2-20-7323	LA2-20-7553
25	11	LA2-25-7323	LA2-25-7553

Actuators	Dimensions mm x mm							without legend plate ②
A	48	LFS2-A-4-325	LFS2-A-4-732	LFS2-A-4-755	LFS2-A-4-728	LFS2-A-4-733	LFS2-A-4-734	LFS2-A-4-001
	64	LFS2-A-6-325	LFS2-A-6-732	LFS2-A-6-755	LFS2-A-6-728	LFS2-A-6-733	LFS2-A-6-734	LFS2-A-6-001
P	45x54	LFS2-P-4-325						LFS2-P-4-001
S	48x62	LFS2-S-4-325						LFS2-S-4-001
	64x78	LFS2-S-6-325						LFS2-S-6-001

Central hole fixing Ø 22mm

A	48	LFC2-A-4-325	LFC2-A-4-732	LFC2-A-4-755	LFC2-A-4-728	LFC2-A-4-733	LFC2-A-4-734	LFC2-A-4-001
	Ø 30							LFC2-B-001
B	48	LFC2-CC-4-325						
	Ø 30							LFC2-DC-001

**Series L2**  
Step and group switches (bodies)  
Panel mounting



**Step switches**

Rated current AC-21A (A)	Switching angle	1 pole	2 poles	3 poles
		1 switch bank	2 switch banks	
12		LE2-12-5251	LE2-12-5252	LE2-12-5253
16		LE2-16-5251	LE2-16-5252	LE2-16-5253
20		LE2-20-5251	LE2-20-5252	LE2-20-5253
25		LE2-25-5251	LE2-25-5252	LE2-25-5253

Available also switching angle of 60°, please contact us.

		2 switch banks	3 switch banks	5 switch banks
12		LE2-12-5261	LE2-12-5262	LE2-12-5263
16		LE2-16-5261	LE2-16-5262	LE2-16-5263
20		LE2-20-5261	LE2-20-5262	LE2-20-5263
25		LE2-25-5261	LE2-25-5262	LE2-25-5263

Available also switching angle of 60°, please contact us.

		2 switch banks	4 switch banks	6 switch banks
12		LE2-12-5271	LE2-12-5272	LE2-12-5273
16		LE2-16-5271	LE2-16-5272	LE2-16-5273
20		LE2-20-5271	LE2-20-5272	LE2-20-5273
25		LE2-25-5271	LE2-25-5272	LE2-25-5273

Available also switching angle of 60°, please contact us.

		3 switch banks	5 switch banks	8 switch banks
12		LE2-12-5281	LE2-12-5282	LE2-12-5283
16		LE2-16-5281	LE2-16-5282	LE2-16-5283
20		LE2-20-5281	LE2-20-5282	LE2-20-5283
25		LE2-25-5281	LE2-25-5282	LE2-25-5283

Available also switching angle of 60°, please contact us.

		3 switch banks	6 switch banks	
12		LE2-12-5291	LE2-12-5292	
16		LE2-16-5291	LE2-16-5292	
20		LE2-20-5291	LE2-20-5292	
25		LE2-25-5291	LE2-25-5292	

		4 switch banks		
12		LE2-12-5341		
16		LE2-16-5341		
20		LE2-20-5341		
25		LE2-25-5341		

**Group switches**

Rated current AC-21A (A)	Switching angle		Rated current AC21A(A)	Switching angle	
12		LE2-12-6501	12		LE2-12-6511
16		LE2-16-6501	16		LE2-16-6511
20		LE2-20-6501	20		LE2-20-6511
25		LE2-25-6501	25		LE2-25-6511



**Series L2**  
Step and group switches (actuators)

Actuators	Dimensions mm x mm								without legend plate <sup>②</sup>
-----------	--------------------	--	--	--	--	--	--	--	-----------------------------------

**Screw fixing**


	48	LFS2-A-4-525	LFS2-A-4-526	LFS2-A-4-551	LFS2-A-4-527	LFS2-A-4-528	LFS2-A-4-529	LFS2-A-4-534	LFS2-A-4-001
	64	LFS2-A-6-525	LFS2-A-6-526	LFS2-A-6-551	LFS2-A-6-527	LFS2-A-6-528	LFS2-A-6-529	LFS2-A-6-534	LFS2-A-6-001

**Central hole fixing Ø 22mm**

	48	LFC2-A-4-525	LFC2-A-4-526	LFC2-A-4-551	LFC2-A-4-527	LFC2-A-4-528	LFC2-A-4-529	LFC2-A-4-534	LFC2-A-4-001
	30								LFC2-B-001
	48	LFC2-CD-4-525	LFC2-CD-4-526		LFC2-CD-4-527	LFC2-CD-4-528	LFC2-CD-4-529	LFC2-CC-4-534	
	30								LFC2-DK-001 <sup>✱</sup>

<sup>②</sup> Neutral leg. plate supply separately as "LL2..." see pag. 41 (legend plates)

**Series L2**  
Step switches without 0 (bodies)  
Panel mounting



Rated current AC-21A (A)	Switching angle	1 pole	2 poles	3 poles	4 poles	5 poles
		1 switch bank	2 switch banks	3 switch banks	4 switch banks	5 switch banks
12		LE2-12-2251	LE2-12-2252	LE2-12-2253	LE2-12-2254	LE2-12-2255
16		LE2-16-2251	LE2-16-2252	LE2-16-2253	LE2-16-2254	LE2-16-2255
20		LE2-20-2251	LE2-20-2252	LE2-20-2253	LE2-20-2254	LE2-20-2255
25		LE2-25-2251	LE2-25-2252	LE2-25-2253	LE2-25-2254	LE2-25-2255
		2 switch banks	3 switch banks	5 switch banks		
12		LE2-12-4251	LE2-12-4252	LE2-12-4253		
16		LE2-16-4251	LE2-16-4252	LE2-16-4253		
20		LE2-20-4251	LE2-20-4252	LE2-20-4253		
25		LE2-25-4251	LE2-25-4252	LE2-25-4253		
		2 switch banks				
12		LE2-12-4291				
16		LE2-16-4291				
20		LE2-20-4291				
25		LE2-25-4291				
		2 switch banks	4 switch banks	6 switch banks		
12		LE2-12-4261	LE2-12-4262	LE2-12-4263		
16		LE2-16-4261	LE2-16-4262	LE2-16-4263		
20		LE2-20-4261	LE2-20-4262	LE2-20-4263		
25		LE2-25-4261	LE2-25-4262	LE2-25-4263		
		2 switch banks	4 switch banks	6 switch banks		
12		LE2-12-4301	LE2-12-4302	LE2-12-4303		
16		LE2-16-4301	LE2-16-4302	LE2-16-4303		
20		LE2-20-4301	LE2-20-4302	LE2-20-4303		
25		LE2-25-4301	LE2-25-4302	LE2-25-4303		
		3 switch banks				
12		LE2-12-4271				
16		LE2-16-4271				
20		LE2-20-4271				
25		LE2-25-4271				
		3 switch banks				
12		LE2-12-4311				
16		LE2-16-4311				
20		LE2-20-4311				
25		LE2-25-4311				



**Series L2**  
Step switches without 0 (actuators)


Actuators	Dimensions mm x mm					
<b>Screw fixing</b>						
	48	LFS2-A-4-225	LFS2-A-4-429	LFS2-A-4-430	LFS2-A-4-425	LFS2-A-4-426
	64	LFS2-A-6-225	LFS2-A-6-429	LFS2-A-6-430	LFS2-A-6-425	LFS2-A-6-426
	45x54	LFS2-P-4-225				

Actuators	Dimensions mm x mm			without legend plate ②
<b>Screw fixing</b>				
	48	LFS2-A-4-427	LFS2-A-4-431	LFS2-A-4-001
	64	LFS2-A-6-427	LFS2-A-6-431	LFS2-A-6-001

Actuators	Dimensions mm x mm						without legend plate ②
<b>Central hole fixing Ø 22mm</b>							
	48	LFC2-A-4-225	LFC2-A-4-429	LFC2-A-4-430	LFC2-A-4-427	LFC2-A-4-431	LFC2-A-4-001
	30						LFC2-B-001
	30						
	48	LFC2-CK-4-225 ↻			LFC2-CK-4-427 ↻		
	30						LFC2-DK-001 ✱

② Neutral leg. plate supply separately as "LL2..." see pag. 41 (legend plates)


Panel mounting



VOLTMETER SELECTOR SWITCHES					
Rated current AC-21A (A)	3 phase to neutral voltages 2 switch banks 45°	3 phase to phase voltages 2 switch banks 45°	two 3 phase circuits 3 phase to phase and phase to neutral voltages 4 switch banks 45°	3 phase to neutral + 3 phase to phase voltage 3 switch banks 45°	1 phase to neutral + 3 phase to phase voltage 3 switch banks 45°
12	LE2-12-8281	LE2-12-8261	LE2-12-8322	LE2-12-8251	LE2-12-8332
16	LE2-16-8281	LE2-16-8261	LE2-16-8322	LE2-16-8251	LE2-16-8332
20	LE2-20-8281	LE2-20-8261	LE2-20-8322	LE2-20-8251	LE2-20-8332
25	LE2-25-8281	LE2-25-8261	LE2-25-8322	LE2-25-8251	LE2-25-8332

AMMETER SELECTOR SWITCHES				
Rated current AC-21A (A)	1 pole with 3 current transformers 3 switch banks 90°	2 poles with 3 current transformers 5 switch banks 90°	1 pole with 4 current transformers 4 switch banks 90°	1 pole/ 1 current transformer 1 switch bank 90°
12	LE2-12-8751	LE2-12-8752	LE2-12-8761	LE2-12-8771
16	LE2-16-8751	LE2-16-8752	LE2-16-8761	LE2-16-8771
20	LE2-20-8751	LE2-20-8752	LE2-20-8761	LE2-20-8771
25	LE2-25-8751	LE2-25-8752	LE2-25-8761	LE2-25-8771

Base mounting - doorlock device



VOLTMETER SELECTOR SWITCHES					
Rated current AC-21A (A)	3 phase to neutral voltages 2 switch banks 45°	3 phase to phase voltages 2 switch banks 45°	two 3 phase circuits 3 phase to phase and phase to neutral voltages 4 switch banks 45°	3 phase to neutral + 3 phase to phase voltage 3 switch banks 45°	1 phase to neutral + 3 phase to phase voltage 3 switch banks 45°
12	LA2-12-8281	LA2-12-8261	LA2-12-8322	LA2-12-8251	LA2-12-8332
16	LA2-16-8281	LA2-16-8261	LA2-16-8322	LA2-16-8251	LA2-16-8332
20	LA2-20-8281	LA2-20-8261	LA2-20-8322	LA2-20-8251	LA2-20-8332
25	LA2-25-8281	LA2-25-8261	LA2-25-8322	LA2-25-8251	LA2-25-8332

AMMETER SELECTOR SWITCHES			
Rated current AC-21A (A)	1 pole with 3 current transformers 3 switch banks 90°	1 pole with 4 current transformers 4 switch banks 90°	1 pole/ 1 current transformer 1 switch bank 90°
12	LA2-12-8751	LA2-12-8761	LA2-12-8771
16	LA2-16-8751	LA2-16-8761	LA2-16-8771
20	LA2-20-8751	LA2-20-8761	LA2-20-8771
25	LA2-25-8751	LA2-25-8761	LA2-25-8771

Screw fixing

Actuators	Dimensions mm x mm	0 L 1 90°	RS 0 RN ST TR TN 45°	L1-L2 L2-L3 L3-L1 L1-N L2-N L3-N 45°	RS ST TR 0 45°	L1-L2 L2-L3 L3-L1 0 45°	RN SN TN 0 45°	L1-N L2-N L3-N 0 45°
A	48	LFS2-A-4-178	LFS2-A-4-825	LFS2-A-4-825A	LFS2-A-4-826	LFS2-A-4-826A	LFS2-A-4-828	LFS2-A-4-828A
	64	LFS2-A-6-178	LFS2-A-6-825	LFS2-A-6-825A	LFS2-A-6-826	LFS2-A-6-826A	LFS2-A-6-828	LFS2-A-6-828A
P⊙	45x54		LFS2-P-4-825	LFS2-P-4-825A	LFS2-P-4-826	LFS2-P-4-826A	LFS2-P-4-828	LFS2-P-4-828A
A	48	LFS2-A-4-832	LFS2-A-4-832A	LFS2-A-4-833	LFS2-A-4-833A	LFS2-A-4-875	LFS2-A-4-876	LFS2-A-4-001
	64	LFS2-A-6-832	LFS2-A-6-832A	LFS2-A-6-833	LFS2-A-6-833A	LFS2-A-6-875	LFS2-A-6-876	LFS2-A-6-001
P⊙	45x54	LFS2-P-4-832	LFS2-P-4-832A	LFS2-P-4-833	LFS2-P-4-833A	LFS2-P-4-875	LFS2-P-4-876	LFS2-P-4-001

⊙ For base mounting bodies

Central hole fixing Ø 22mm (panel mounting bodies)

Actuators	Dimensions mm x mm	RS 0 RN ST TR TN 45°	L1-L2 L2-L3 L3-L1 L1-N L2-N L3-N 45°	RS ST TR 0 45°	RN SN TN 0 45°	TTR1 0 RS ST TR TN 45°	without legend plate ②
A	48	LFC2-A-4-825	LFC2-A-4-825A	LFC2-A-4-826	LFC2-A-4-828	LFC2-A-4-832	LFC2-A-4-001
	64	LFC2-A-4-832A	LFC2-A-4-833	LFC2-A-4-833A	LFC2-A-4-875	LFC2-A-4-876	LFC2-A-4-001
B	30						LFC2-B-001
D	30						LFC2-DK-001

② Neutral leg. plate supply separately as "LL2..." see pag. 41 (legend plates)

**Series L2**  
**Complete modular load switches - Q Type**  
*(for installation in distribution cubicles)*



**Series L2**  
**Complete ON/OFF switches**



ON/OFF switches						
Rated current AC-21A (A)	Switching angle	1 pole	2 poles	3 poles	4 poles	6 poles
12		3 switch banks LA2-12-1751-Q	3 switch banks LA2-12-1752-Q	3 switch banks LA2-12-1753-Q	3 switch banks LA2-12-1754-Q	3 switch banks LA2-12-1756-Q
16		3 switch banks LA2-16-1751-Q	3 switch banks LA2-16-1752-Q	3 switch banks LA2-16-1753-Q	3 switch banks LA2-16-1754-Q	3 switch banks LA2-16-1756-Q

Changeover switches				
Rated current AC-21A (A)	Switching angle	1 pole	2 poles	3 poles
12		3 switch banks LA2-12-3251-Q	3 switch banks LA2-12-3252-Q	3 switch banks LA2-12-3253-Q
16		3 switch banks LA2-16-3251-Q	3 switch banks LA2-16-3252-Q	3 switch banks LA2-16-3253-Q

Ammeter selector switch		
Rated current AC-21A (A)	Switching angle	1 pole / 3 current transformers
12		3 switch banks LA2-12-8751-Q



Voltmeter selector switches		
Rated current AC-21A (A)	Switching angle	3 phase to neutral + 3 phase to phase voltages
12		3 switch banks LA2-12-8251-Q
12		3 switch banks LA2-12-8251-QA
3 phase to phase voltages		
Rated current AC-21A (A)	Switching angle	3 switch banks
12		3 switch banks LA2-12-8261-Q
12		3 switch banks LA2-12-8261-QA



Panel mounting - padlokable handle						
Rated current AC-21A (A)	Rated power AC-23A (kW)	Switching angle	3 poles			
12	4		LE2-12-1753-N6	LE2-12-1753-G6	LE2-12-1753-A6	
16	5,5		LE2-16-1753-N6	LE2-16-1753-G6	LE2-16-1753-A6	
20	7,5		LE2-20-1753-N6	LE2-20-1753-G6	LE2-20-1753-A6	
25	11		LE2-25-1753-N6	LE2-25-1753-G6	LE2-25-1753-A6	

Base mounting - Door locking						
Rated current AC-21A (A)	Rated power AC-23A (kW)	Switching angle	3 poles			
12	4		LA2-12-1753-N6	LA2-12-1753-G6	LA2-12-1753-A6	
16	5,5		LA2-16-1753-N6	LA2-16-1753-G6	LA2-16-1753-A6	
20	7,5		LA2-20-1753-N6	LA2-20-1753-G6	LA2-20-1753-A6	
25	11		LA2-25-1753-N6	LA2-25-1753-G6	LA2-25-1753-A6	

Panel mounting - padlokable handle						
Rated current AC-21A (A)	Rated power AC-23A (kW)	Switching angle	4 poles			
12	4		LE2-12-1754-N6	LE2-12-1754-G6	LE2-12-1754-A6	
16	5,5		LE2-16-1754-N6	LE2-16-1754-G6	LE2-16-1754-A6	
20	7,5		LE2-20-1754-N6	LE2-20-1754-G6	LE2-20-1754-A6	
25	11		LE2-25-1754-N6	LE2-25-1754-G6	LE2-25-1754-A6	

Base mounting - Door locking						
Rated current AC-21A (A)	Rated power AC-23A (kW)	Switching angle	4 poles			
12	4		LA2-12-1754-N6	LA2-12-1754-G6	LA2-12-1754-A6	
16	5,5		LA2-16-1754-N6	LA2-16-1754-G6	LA2-16-1754-A6	
20	7,5		LA2-20-1754-N6	LA2-20-1754-G6	LA2-20-1754-A6	
25	11		LA2-25-1754-N6	LA2-25-1754-G6	LA2-25-1754-A6	



In insulating enclosure (IP66)						
Rated current AC-21A (A)	Rated power AC-23A (kW)	Switching angle	3 poles			Dimensions
12	4		LY2-12M-1753-N6	LY2-12M-1753-G6	LY2-12M-1753-A6	150x95 h 86mm
16	5,5		LY2-16M-1753-N6	LY2-16M-1753-G6	LY2-16M-1753-A6	150x95 h 86mm
20	7,5		LY2-20M-1753-N6	LY2-20M-1753-G6	LY2-20M-1753-A6	150x95 h 86mm
25	11		LY2-25M-1753-N6	LY2-25M-1753-G6	LY2-25M-1753-A6	150x95 h 86mm

Available also PG cable glands to order them remove letter "M" from part number (LY2-12-1753-N6)

In insulating enclosure (IP66)						
Rated current AC-21A (A)	Rated power AC-23A (kW)	Switching angle	4 poles			Dimensions
12	4		LY2-12M-1754-N6	LY2-12M-1754-G6	LY2-12M-1754-A6	150x95 h 86mm
16	5,5		LY2-16M-1754-N6	LY2-16M-1754-G6	LY2-16M-1754-A6	150x95 h 86mm
20	7,5		LY2-20M-1754-N6	LY2-20M-1754-G6	LY2-20M-1754-A6	150x95 h 86mm
25	11		LY2-25M-1754-N6	LY2-25M-1754-G6	LY2-25M-1754-A6	150x95 h 86mm

Available also PG cable glands to order them remove letter "M" from part number (LY2-12-1753-N6)

Ⓞ With both inscription ON-1 and OFF-ON