



MINIATURE CIRCUIT BREAKER, ISOLATING SWITCH  
& RESIDUAL CURRENT OPERATED CIRCUIT BREAKER

# New line up "DIN series" for general Consumer Units

Overseas



ISO 9002

# New line up “DIN series” for general Consumer Units



## INTRODUCTION

A full lineup of Mitsubishi DIN products designed for household electrical distribution panels! In addition to DIN MCB, RCCB and ISOLATING SWITCH have been newly added to the lineup! These high-quality and high-performance Mitsubishi circuit breakers for household electrical distribution panels are ready for you to try them out.

## FEATURES

- (1) All models completely apply to IEC regulations.
- (2) Standard IEC35mm rail installation is possible.
- (3) The residual current operated circuit breaker employs an original Mitsubishi IC to ensure reliable earth leakage protection.
- (4) High-limit-current performance.
- (5) Protection class: IP2X.


## PRODUCTION LINE UP

	TYPE	POLE	RATING	STANDARD
MCB	BH-D6	1,2,3,4	6 to 63A	IEC60898
RCCB	BV-D	2,4	25,32,40,63A	IEC61008
ISOLATING SWITCH	KB-D	1,2,3,4	32,63A	IEC60947-3

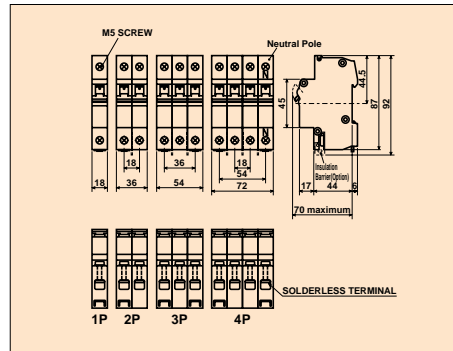
## TECHNICAL SPECIFICATIONS

Connection capacity	rigid conductor up to 25mm <sup>2</sup>
Ambient temperature range	-10° to 40°C
Frequency	50 to 60 Hz

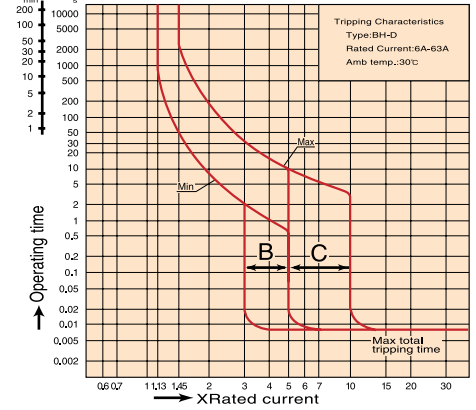
## MCB Type BH-D6



### DIMENSION



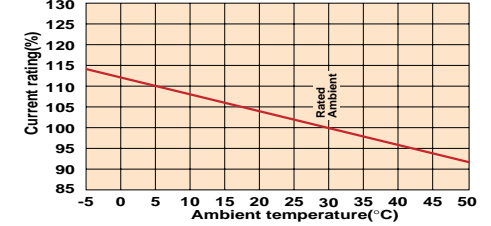
### OPERATING CHARACTERISTIC




### SPECIFICATION

Number of poles	1	2	3	4
Instantaneous tripping	Type B,C			
Rated current (A) at ambient temperature 30°C	6, 10, 13, 16, 20, 25, 32, 40, 50, 63			
Rated voltage (AC V)	230/400		400	
Rated short circuit capacity (kA) sym	AC230V		6	
	AC400V		—	
Type of overcurrent release	Thermal-Magnetic			

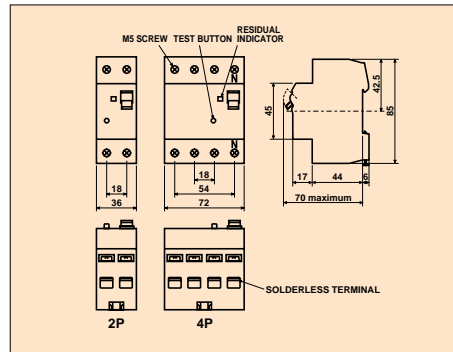
### AMBIENT COMPENSATION



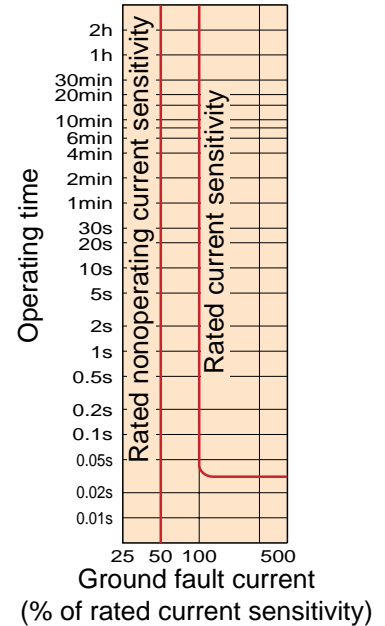
## RCCB Type BV-D



### DIMENSION




### OPERATING CHARACTERISTIC



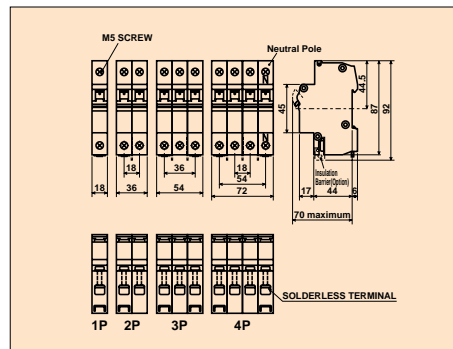
### SPECIFICATION

Number of poles	2	4
Rated voltage (AC V)	230	230/400
Rated current (A) at ambient temperature 30°C	25, 32, 40, 63	
Rated current sensitivity I $\Delta$ n (mA)	30, 300	
Max. operating time (s) at 5I $\Delta$ n	0.04	
Residual operation	Dependent on line voltage	
Pulsating current sensitivity	Type AC	
Rated conditional short-circuit current (kA)	6	

## ISOLATING SWITCH Type KB-D



### DIMENSION



### SPECIFICATION

Number of poles	1	2	3	4
Utilization Category	AC22A class			
Rated current (A) at ambient temperature 30°C	32, 63			
Rated voltage (AC V)	230		400	
Short-time withstand current (A)	20XIn, 1s			
Short-circuit making capacity (A)	20XIn			

# Ordering information

## 1. BH-D6 (MCB)

Type	No. of poles	Instantaneous tripping	Rated current	Accessories	No. of units
BH-D6	1P	C	16A		24
BH-D6	1P 2P 3P 4P	B C	6, 10, 13, 16, 20 25, 32, 40, 50, 63	No symbol BA	Without Accessory With Insulating Barrier

## 2. BV-D (RCCB)

Type	No. of poles	Rated current	Rated current sensitivity	No. of units
BV-D	2P	25A	30mA	24
	2P 4P	25 32 40 63	30 300	

## 3. KB-D (ISOLATING SWITCH)

Type	No. of poles	Rated current	Accessories	No. of units
KB-D	1P	32A		24
	1P 2P 3P 4P	32 63	No symbol BA	Without Accessory With Insulating Barrier

**Safety Tips** : Be sure to read the instruction manual fully before using this product.

 **MITSUBISHI ELECTRIC CORPORATION**  
 HEAD OFFICE: MITSUBISHI DENKI BLDG., MARUNOUCHI, TOKYO 100-8310. TELEX: J24532 CABLE: MELCO TOKYO