

BRITISH STANDARD

URE/URS/URT

SEMICONDUCTOR PROTECTION FUSES



PROTISTOR® FUSES

660V

URE/URS/URT from 5 to 160A

SIZES: 10 X 51 - 17 X 49 - 2 X 17 X 49

Features/Benefits

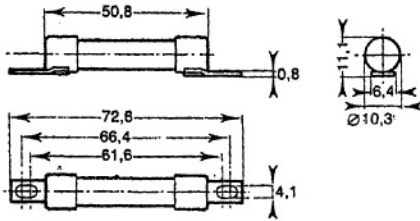
- **Extremely high Interrupting rating Fuses:**
Protection of power Semiconductors according to IEC 269.1 and 4
- **660V Voltage Rating** according to IEC 33
- **gR Class** (Ratings from 50 to 350A URGG - 300 to 700A URGH) according to VDE 636-23 and IEC 269.4
- **aR Class** (Ratings from 400 to 525A URGG - 800 to 1050A URGH) according to VDE 636-23 and IEC 269.4
- Two models complying with BS 88-4
 - without indicator
 - with external trip-indicator

APPLICATIONS DATA

Voltage rating U_N (V)	Size	Class	Current rating I_N (A)	pre-arcing $I^2t @ 1 \text{ ms}$ I^2t_p (A ² s)	Total clearing $I^2t @ U_N$ A ² s		Watt losses		Tested interrupting rating
					$I_p \leq 50 I_N$	$I_p > 50 I_N$	0.8 I_N	I_N	
660 V	10x51	URE	5	1.3	10	15	1.05	2	200 kA @ 660 V
			6	1.3	13.5	20.5	1.3	2.5	
			10	3.3	25	35	2.2	4.1	
			12	5.5	40	58	2.3	4.3	
			15	9.7	70	100	2.4	4.4	
			20	19.4	120	200	3.1	5.8	
	17x49	URS	16	9.7	75	107	2.7	4.8	200 kA @ 660 V
			20	17.3	130	185	2.9	5.3	
			25	27	200	285	3.7	6.7	
			32	53	400	570	4.7	8.6	
			35	70	510	725	5.2	9.6	
			40	98	760	1080	5.7	10.5	
			45	130	900	1280	6.2	11.4	
			50	156	1000	1420	6.8	12.6	
			55	210	1380	1970	7.2	13.3	
			63	315	2000	2850	7.5	13.9	
			75	525	3350	4630	7.8	14.4	
			80	625	3900	5700	8.5	15.8	
	2x17x49	URT	65	210	1590	2270	9.5	17.4	200 kA @ 660 V
			75	310	2300	3280	10.9	20	
			85	430	3050	4350	11.9	21.9	
			90	525	3600	5130	12.4	22.8	
			110	850	5500	7840	13.8	26.5	
			140	1730	11000	15700	15.5	28.5	
150			2090	13400	18500	15.6	28.7		
160			2500	15600	22800	16.9	31.5		

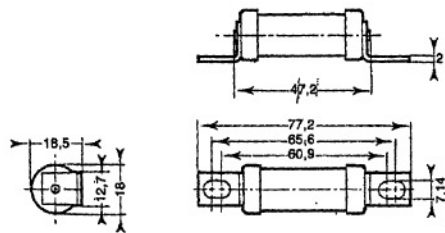
Minimum operating voltage for all trip indicators = 20V

CP 10x51 - Without trip-indicator



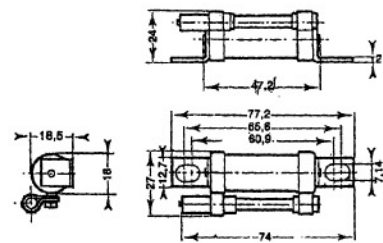
SIZE	CATALOG NO.	REF #	PACK
10x51	6,6 URE 10/5	D 082458	10 (130 g)
	6,6 URE 10/6	X 097057	
	6,6 URE 10/10	C 082457	
	6,6 URE 10/12	Z 079059	
	6,6 URE 10/15	B 082456	
	6,6 URE 10/20	A 082456	

CP 17x49 - Without trip-indicator



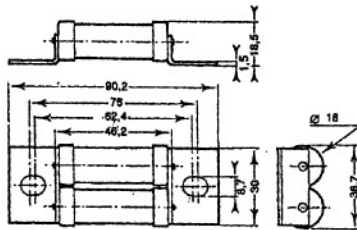
SIZE	CATALOG NO.	REF #	PACK
17x49	6,6 URS 17/16	G 075883	10 (510 g)
	6,6 URS 17/20	H 075884	
	6,6 URS 17/25	J 075885	
	6,6 URS 17/32	K 075886	
	6,6 URS 17/35	L 075887	
	6,6 URS 17/40	M 075888	
	6,6 URS 17/45	N 075889	
	6,6 URS 17/50	P 075890	
	6,6 URS 17/55	Q 075891	
	6,6 URS 17/63	R 075892	
	6,6 URS 17/75	S 075893	
	6,6 URS 17/80	T 075894	

CP 17x49 - Without trip-indicator with built-in trip-indicator



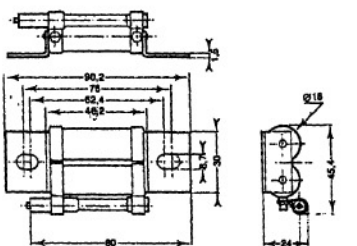
SIZE	CATALOG NO.	REF #	PACK
17x49	6,6 URS 17 P 16	V 075895	10 (610 g)
	6,6 URS 17 P 20	W 075896	
	6,6 URS 17 P 25	X 075897	
	6,6 URS 17 P 32	Y 075898	
	6,6 URS 17 P 35	Z 075899	
	6,6 URS 17 P 40	A 075900	
	6,6 URS 17 P 45	B 075901	
	6,6 URS 17 P 50	K 081084	
	6,6 URS 17 P 55	C 075902	
	6,6 URS 17 P 63	D 075903	
	6,6 URS 17 P 75	E 075904	
	6,6 URS 17 P 80	F 075905	

CP 17x49 - Without built-in trip-indicator



SIZE	CATALOG NO.	REF #	PACK
2x17x49	6,6 URT 217/65	G 075906	5 (530 g)
	6,6 URT 217/75	F 099572	
	6,6 URT 217/85	H 075907	
	6,6 URT 217/90	A 099958	
	6,6 URT 217/110	B 099959	
	6,6 URT 217/140	J 075908	
	6,6 URT 217/150	C 099960	
	6,6 URT 217/160	K 075909	

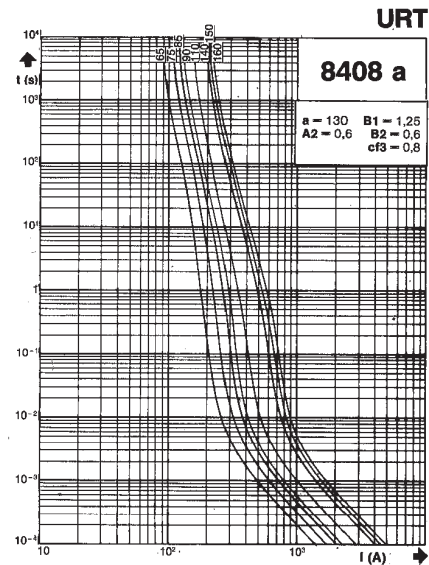
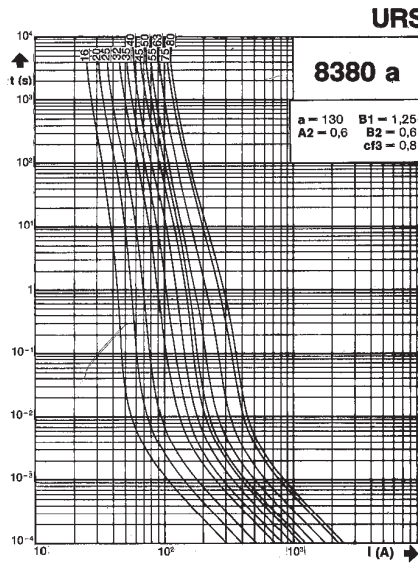
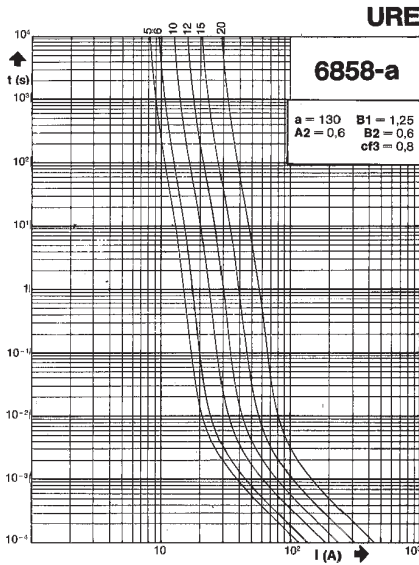
CP 2x17x49 - With built-in trip-indicator



SIZE	CATALOG NO.	REF #	PACK
2x17x49	6,6 URT 217 P 65	L 075910	5 (580 g)
	6,6 URT 217 P 75	M 075911	
	6,6 URT 217 P 85	M 075912	
	6,6 URT 217 P 90	P 075913	
	6,6 URT 217 P 110	Q 075914	
	6,6 URT 217 P 140	R 075915	
	6,6 URT 217 P 150	S 075916	
	6,6 URT 217 P 160	T 075917	

Microswitch MC6,3 GR 2-5N : Reference Number Y310015

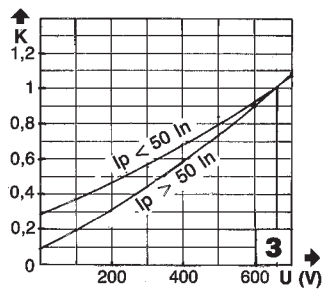
Melting Time-Current Data



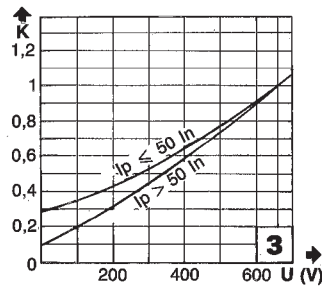
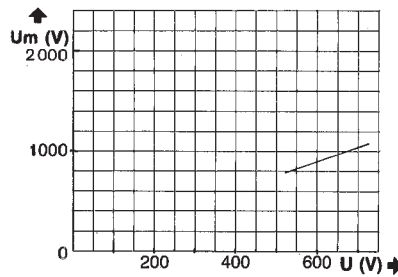
- These curves indicate, for each rated current, the pre-arcing time vs. the R.M.S. pre-arcing current.
- Tolerance for the mean pre-arcing current $\pm 10\%$.

Closing I²t vs. Operating Voltage

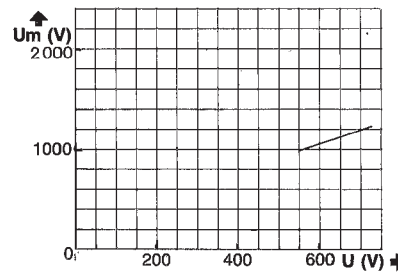
Maximum Arc Voltage vs. Applied Voltage



URE



URS
URT



Correction Factor to determine the clearing I²t value for a fuse operating below its rated voltage

Determines the peak arc voltage across the fuse terminals as a function of applied voltage.